Tampere 40 M

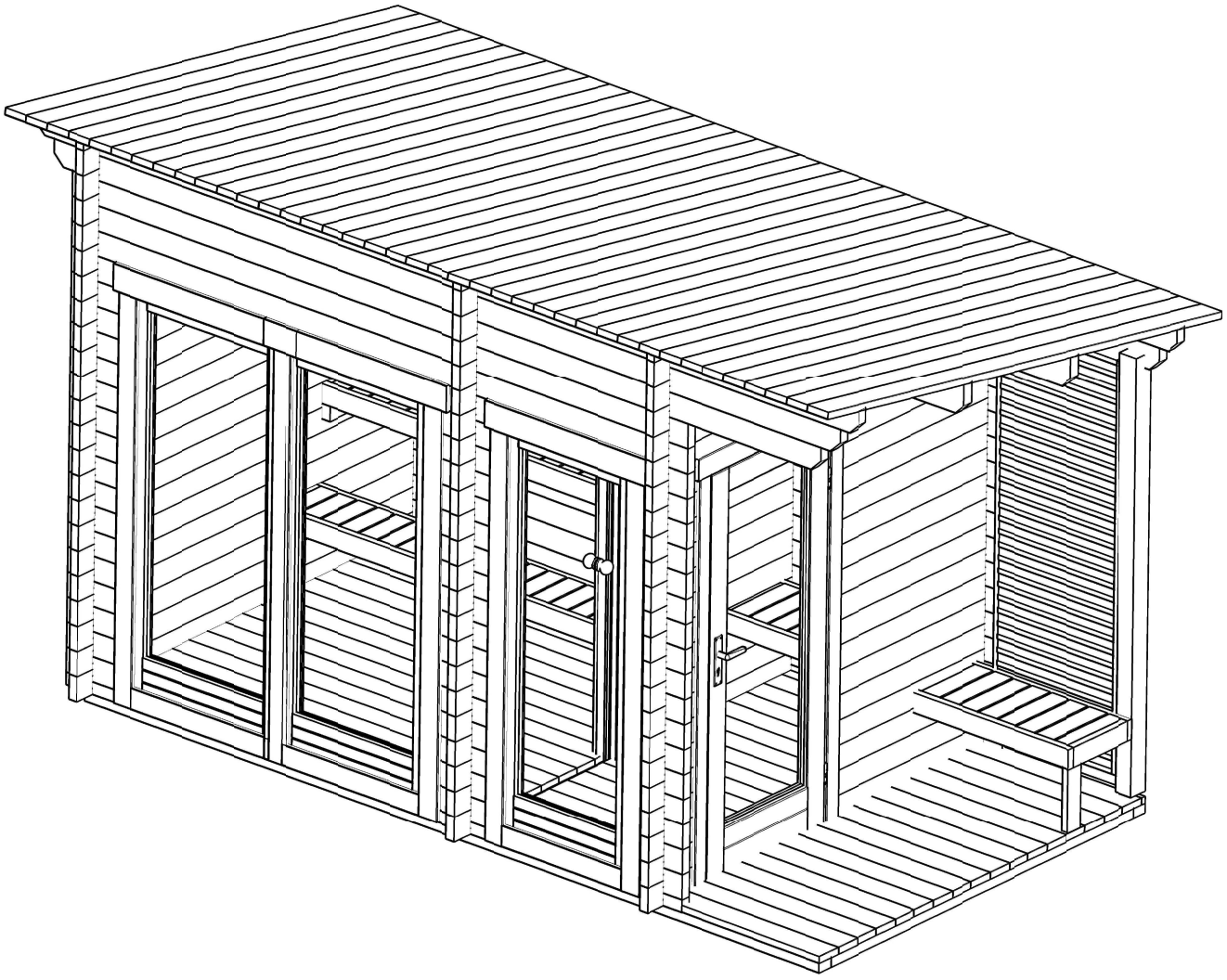

Pos	Specification-Spezifikation-Specificatie-Nomenclature-Elementi-Especification Sauna Tampere 40 M	Qty	Profile (mm)	Lenght (mm)
001		2	40x57	3320
002		16	40x114	329
003		16	40x114	373
004		16	40x114	284
005	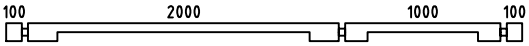	1	40x114	3320
006		19	40x114	3320
007	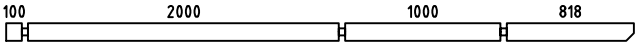	1	40x114	4038
008	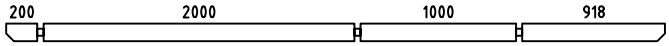	2	40x114	4238
009		1	40x114	4438
010		1	40x114	4438
011		23	40x114	2280
016		34	40x114	328
017		17	40x114	1250
018		17	40x114	1140
WA-1	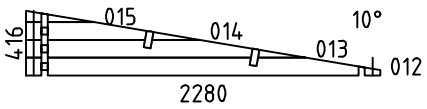	1		
WB-1	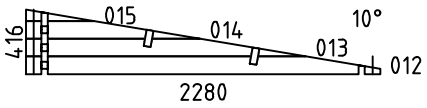	1		
WC-1	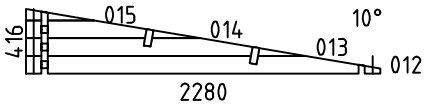	1		
F2	FOUNDATION-FUNDAMENT-FONDATION-FONDAZIONE-VIGAS DE CIMENTACIÓN 	2	44x90	3959
F1	FOUNDATION-FUNDAMENT-FONDATION-FONDAZIONE-VIGAS DE CIMENTACIÓN 	11	44x90	1984
UBS2	UPPER BENCH SUPPORT-TRAGELEISTE-STEUNEN BAR-SUPPORT-SUPPORTO-SOPORTE 	2	44x70	595

Model	Sauna Tampere 40 M	Material	Page	1/3

Pos	Specification-Spezifikation-Specificatie-Nomenclature-Elementi-Especification Sauna Tampere 40 M	Qty	Profile (mm)	Lenght (mm)
UBS1	UPPER BENCH SUPPORT-TRAGELEISTE-STEUNEN BAR-SUPPORT-SUPPORTO-SOPORTE	2	44x70	295
CIS1	CEILING INSULATION SUPPORT-TRAGELEISTE-STEUNEN BAR-SUPPORT-SUPPORTO-SOPORTE	2	44x70	2000
CIS2	CEILING INSULATION SUPPORT-TRAGELEISTE-STEUNEN BAR-SUPPORT-SUPPORTO-SOPORTE	2	44x70	1912
PL1	PURLIN-DAKBALK-DACHPFETTE-PANNE-ARCARECCIO-CORREA 	2	44x144	4438
F-1	Floor board-Fussbodenbrett-Vloerplank-Lame de plancher-Tavola pavimento-Tabla de suelo 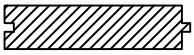	18+1	114x28	1992
F-2	Floor board-Fussbodenbrett-Vloerplank-Lame de plancher-Tavola pavimento-Tabla de suelo 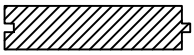	18+1	114x28	992
R-1	Roof board-Dachbrett-Dakplank-Volige-Tavola tetto-Tabla de tejado 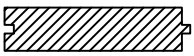	39	114x28	2544
T-1	Terrace board-Terrassendiele-Vlonderplank-Lame de terrasse-Tavola terrazzo-Tabla de terraza 	18+1	114x28	841
	-POST 8.5x8.5 	1	85x85	1995
FLB-1	Floor beading 3000-Fussbodenleiste-Plinten-Moulure de finition-Listello pavimento-Liston de suelo 	6	18x40	18rmt
TSB1	Threaded steel bar kit-Gewindestange satz-Draadstang set-Kit de tiges filetées-Kit barra filettata-Kit barra roscada 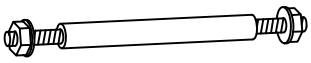	3	¨14	2620
TSB2	Threaded steel bar kit-Gewindestange satz-Draadstang set-Kit de tiges filetées-Kit barra filettata-Kit barra roscada 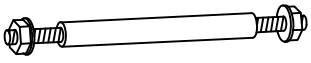	3	¨14	2250
	Adjustable foot kit-Pfostenträger-Paalhouder-Pied de poteau-Portapilastri-Base para poste 	1		
	Backrest-Rückenlehne-Rugleuning-Dossier-Schienale-Respaldo 	1	235x1800	
	Bracket 140x40-Lochplatte-Gatenplaat-Connecteur métallique-Piastre forate-Placas perforadas 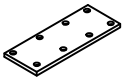	2	140x40	
CI	Ceiling Insulation-Deckelsolation-Plafondisolatie-Isolation du plafond-Isolamento del soffitto-Aislamiento de techo 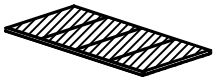	2	1990x995	
	Door kit-Tür satz-Deur set-Kit porte-Kit porta-Kit para puerta 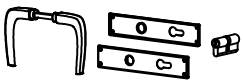	1		
	Lower Bench-Untere Bank-Onderbank-Banc inférieur-Banco inferiore-Banco inferior 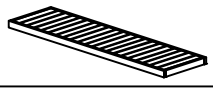	1	500x1998	
	Nail 1.8x40-Nagel-Spijker-Clou-Chiodo-Clavo 	500	1.8x40	
	Sauna bench-Saunabank-Banc de sauna-Panchina sauna-Banco de sauna 	1	500x998	
	Sauna ventilation kit-Außengitter-Schoepenrooster-Panneau de ventilation-Griglia di ventilazione-Rejilla de ventilacion 	1		
S4x60	Screw 4x60-Schraube-Schroef-Vis-Vite-Tornillo 	5	4x60	
S5x70	Screw 5x70-Schraube-Schroef-Vis-Vite-Tornillo 	30	5x70	

Pos	Specification-Spezifikation-Specificatie-Nomenclature-Elementi-Especification Sauna Tampere 40 M	Qty	Profile (mm)	Lenght (mm)
S6x120	Screw 6x120-Schraube-Schroef-Vis-Vite-Tornillo 	25	6x120	
	Upper bench-Obere Bank-Bovenbank-Banc supérieur-Banco superiore-Banco superior 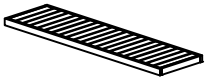	1	600x1998	
	Sauna bench-Saunabank-Banc de sauna-Panchina sauna-Banco de sauna 	1	500x840	
	WINDOW 700x1850 W08 H 700x1850-40 ISO TEMPERED 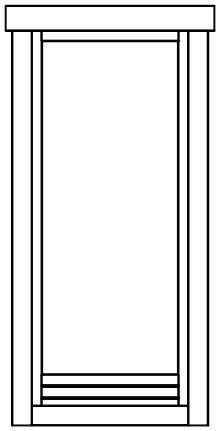	1		
	WINDOW 800x1850+WINDOW 800x1850 W08 H 800x1850-40 ISO TEMPERED 	1+1		
	DOOR 800x1900 SD08 F 800x1900-40 ISO R TEMPERED 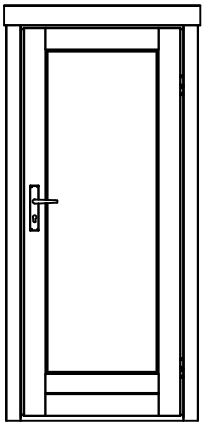	1		

Model	Sauna Tampere 40 M	Material	Page	3/3

Pos	Specification-Spezifikation-Specificatie-Nomenclature-Elementi-Especification Sauna Tampere 40 M	Qty	Profile (mm)	Lenght (mm)
	DOOR 690x1900 SD Sauna 690x1900-40 L 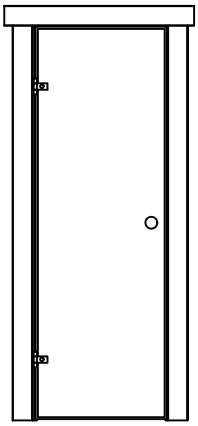	1		
L1	Sauna door trim board 	1	28x95	900
L2	Sauna door trim board 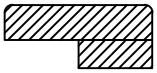	1	28x95 28x45	900
L3	Sauna door trim board 	2	28x95	1870
L4	Sauna door trim board 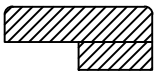	2	28x95 28x45	1870
S4x60	Screw 4x60-Schraube-Schroef-Vis-Vite-Tornillo 	25	4x60	
	Window trim board 	2	18x70	1540
	Window trim board 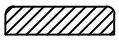	2	18x70	1775
	Window trim board 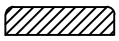	4	18x70	1845
	Window trim board 	2	18x95	1740
S4x60	Screw 4x50-Schraube-Schroef-Vis-Vite-Tornillo 	40	4x60	
	Lattice-Rankgitter-Trellis-Treillis-Pannello Traliccio-Panel Enrejado 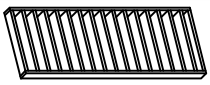	1	655x1930	
P1	Board 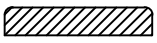	2	18x95	655
P2	Board 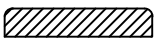	2	18x95	1894
P3	Board 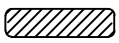	24	18x70	631
S4x60	Screw 4x50-Schraube-Schroef-Vis-Vite-Tornillo 	25	4x60	
S5x90	Screw 5x70-Schraube-Schroef-Vis-Vite-Tornillo 	2	5x90	
	Support kit-Unterstützung satz-Steun set-Kit de support-Kit di supporto-Kit de soporte 	2	10x120	

Model	Sauna Tampere 40 M	Material	Page	3/3

H = 1.600 m
TOTAL: 6.00 m2

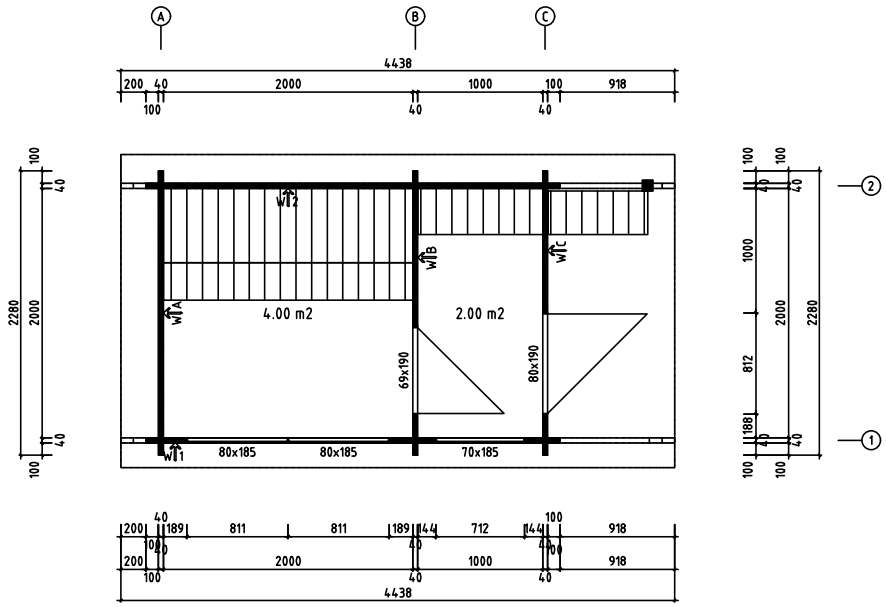

0 0.5m 1.0m 2.0m

Model: Sauna Tampere 40 M	Drawing: PLAN		Page:
	Drawn by:	Material: 40x114	Scale: 1:20
	Date: 02.12.2024	File: Sauna Tampere 40 M.dwg	

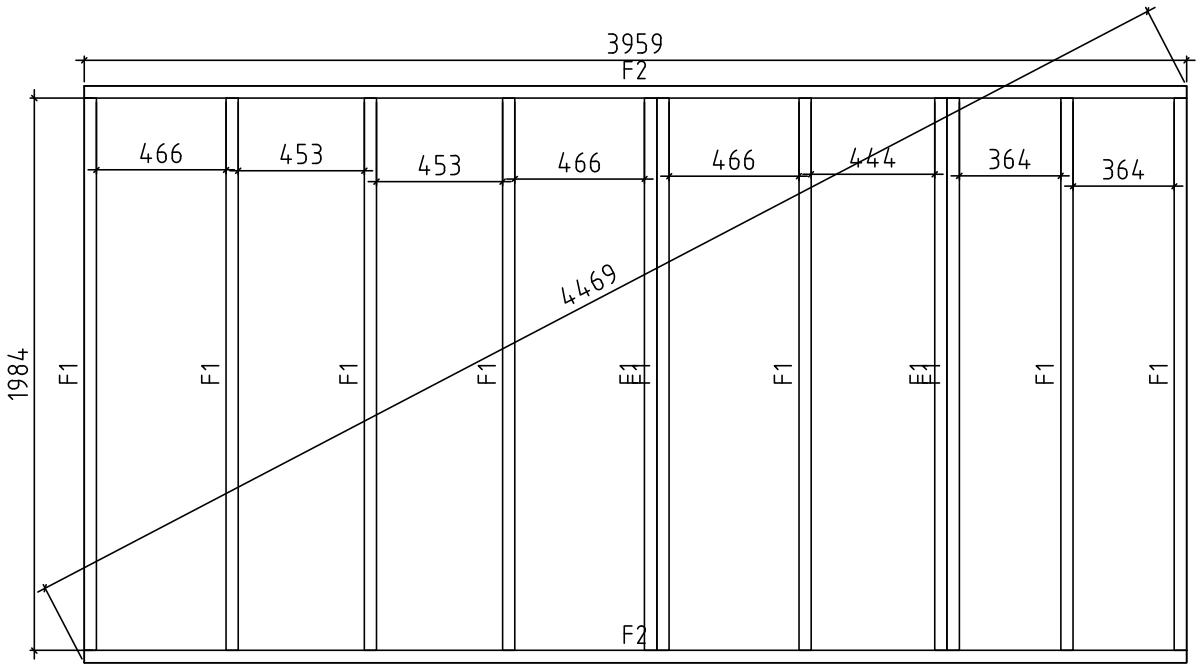

0 0.5m 1.0m 2.0m

Model: Sauna Tampere 40 M	Drawing: FOUNDATION		Page:
	Drawn by:	Material: 40x114	Scale: 1:20
	Date: 02.12.2024	File: Sauna Tampere 40 M.dwg	

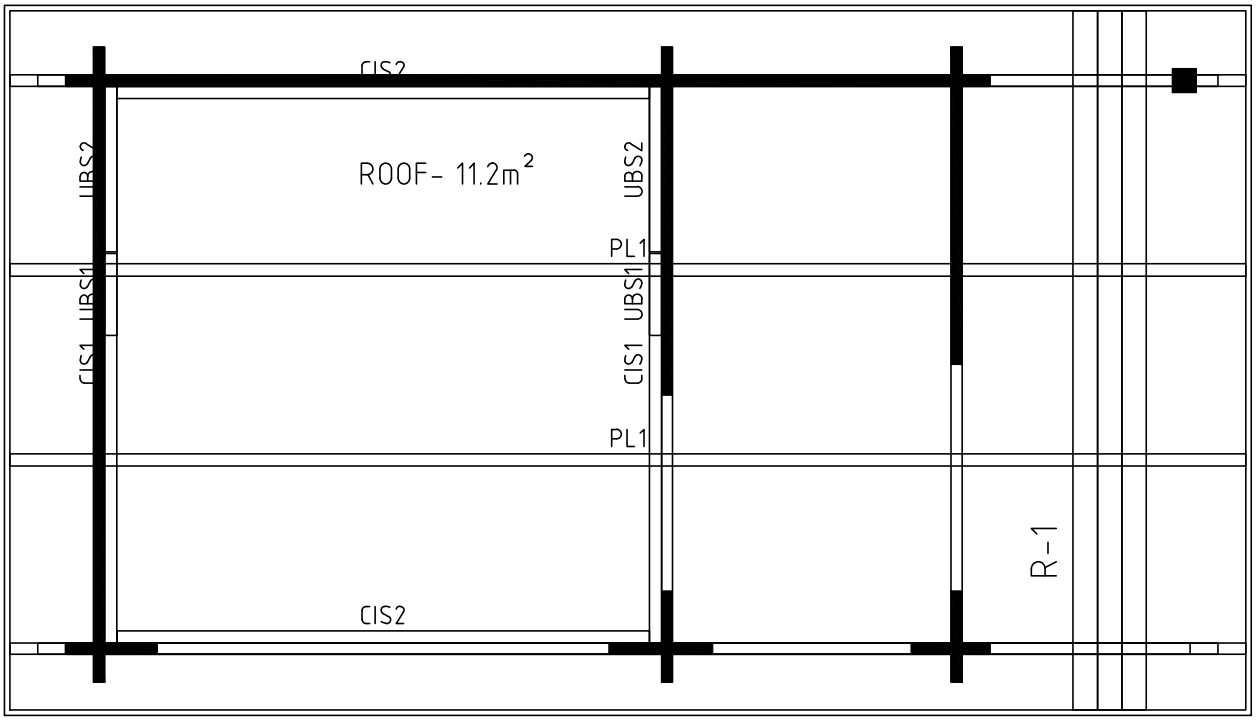

0 0.5m 1.0m 2.0m

Model: Sauna Tampere 40 M	Drawing: CEILING & ROOF		Page:
	Drawn by:	Material: 40x114	Scale: 1:20
	Date: 02.12.2024	File: Sauna Tampere 40 M.dwg	

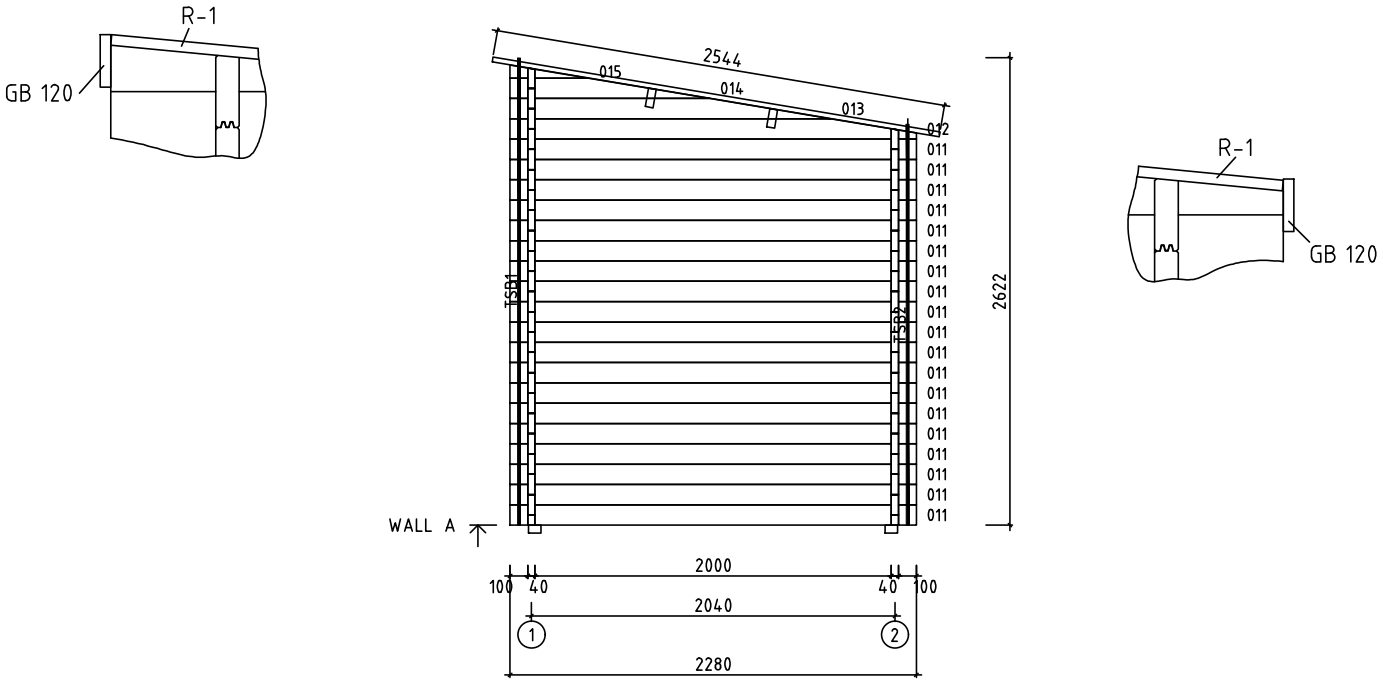

0 0.5m 1.0m 2.0m

Model: Sauna Tampere 40 M	Drawing: WALL A		Page: 3
	Drawn by:	Material: 4x11.4	Scale: 1:20
	Date: 02.12.2024	File: Sauna Tampere 40 M.dwg	

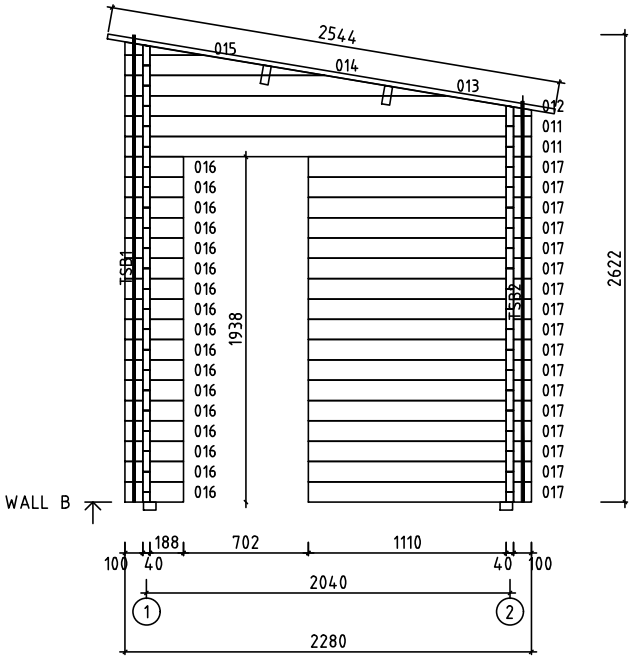

0 0.5m 1.0m 2.0m

Model: Sauna Tampere 40 M	Drawing: WALL B		Page: 4
	Drawn by:	Material: 4x11.4	Scale: 1:20
	Date: 02.12.2024	File: Sauna Tampere 40 M.dwg	

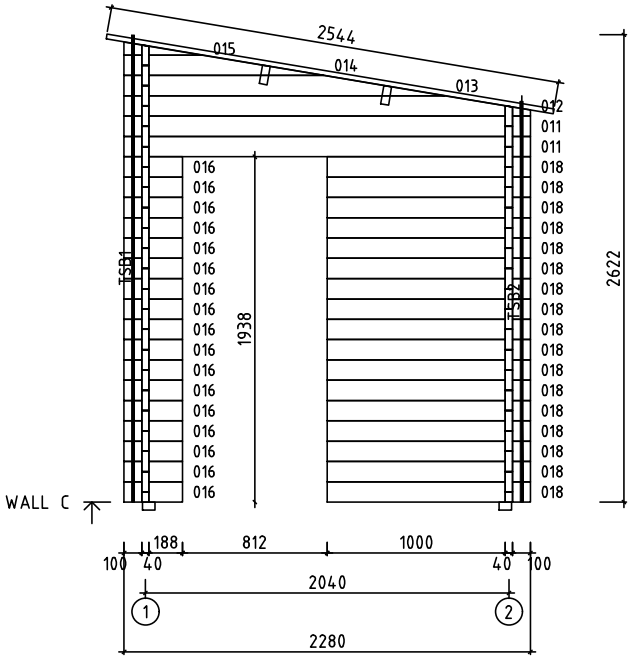

0 0.5m 1.0m 2.0m

Model: Sauna Tampere 40 M	Drawing: WALL C		Page: 5
	Drawn by:	Material: 4x11.4	Scale: 1:20
	Date: 02.12.2024	File: Sauna Tampere 40 M.dwg	

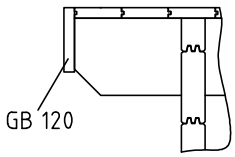

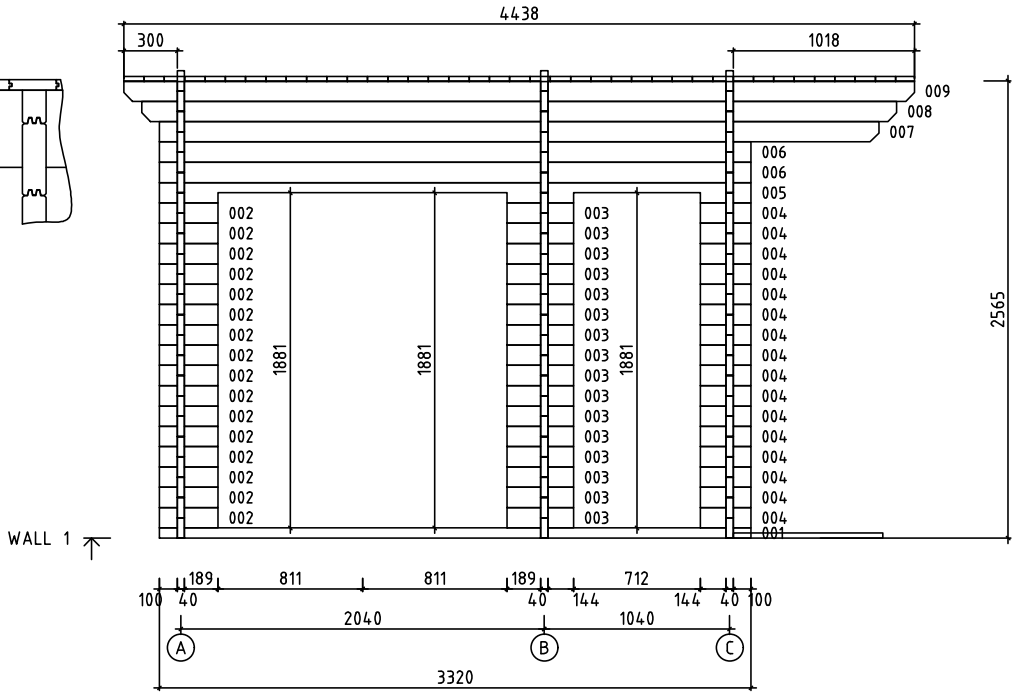
4438
300
1018
009
008
007
006
006
005
004
004
004

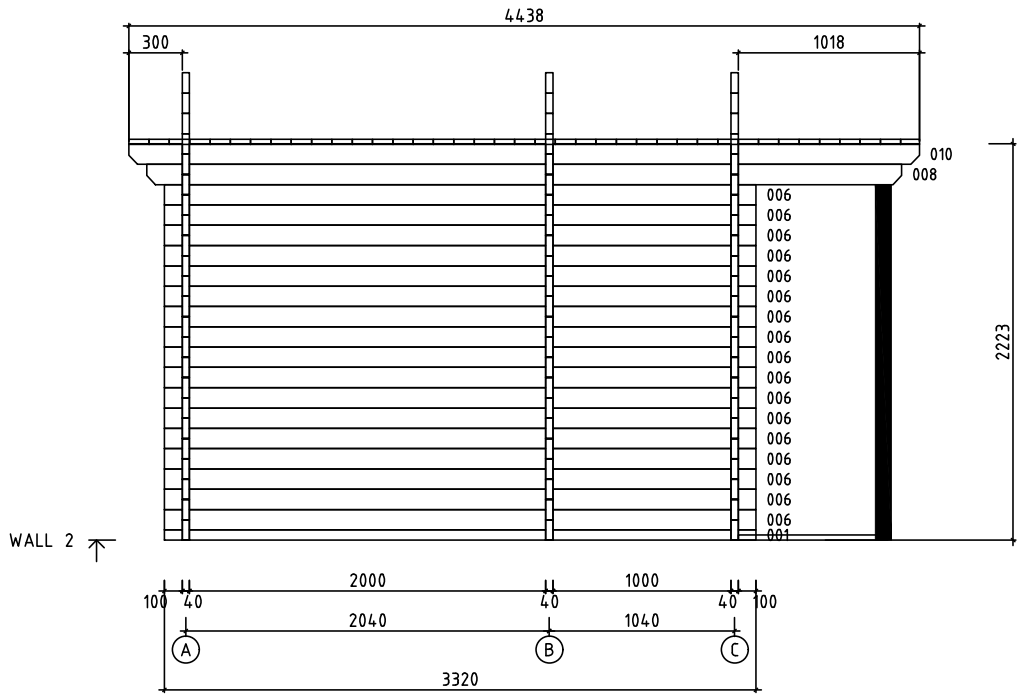

Model: Sauna Tampere 40 M	Drawing: WALL 2		Page: 7
	Drawn by:	Material: 4x11.4	Scale: 1:20
	Date: 02.12.2024	File: Sauna Tampere 40 M.dwg	